



LIFE AND DEATH ON THE ROAD


Road crashes are the leading cause of death among otherwise healthy travellers. This infographic looks at the rates of vehicle ownership and crash deaths (among all people, not just travellers) in the top 10 tourist destination countries.

Icons represent the vehicles owned per 200 population.

Red icons count the drivers and passengers who died in crashes, per 100,000 population.

  Motorised 2-wheel and 3-wheel vehicles

  Other motor vehicles



In these 10 countries combined, someone dies in a road crash **every three minutes**.

* Motor vehicle driver and passenger deaths per 100,000 population that year. Does not include bicyclists or pedestrians. Data is for 2007. Source: World Health Organization. Visualization by Damien Leri (bigyellowstar.com)